

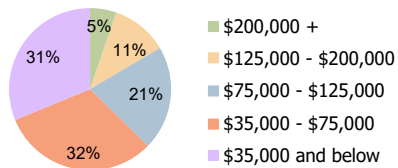
Century Plaza Shopping Center Deerfield Beach, FL	1 Mile Radius	3 Mile Radius	5 Mile Radius
--	---------------	---------------	---------------

Current Year Demographics

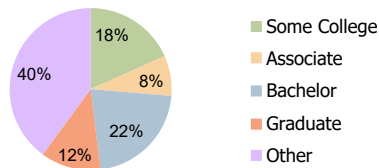
Current Population	12,675	134,388	300,457
Total Daytime Pop	23,537	134,252	364,468
Workplace Pop	14,490	63,991	170,099
Average Household Income	\$56,628	\$80,542	\$91,937
Average Disposable Income	\$48,371	\$65,060	\$71,316
Total Households	7,205	60,054	127,740
Median Home Value	\$148,471	\$392,179	\$426,555
College (4+)	29.7%	33.7%	36.3%
Total Consumer Spending/Capita (Weekly)	\$377	\$393	\$399
Population per Household	2.13	2.01	2.47
% of Households with Children	9.4%	21.4%	22.9%

2025 Demographic Projections

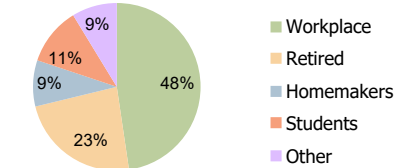
Projected Population	12,710	136,419	308,543
Projected 5 Year Annual Growth Rate (Pop)	0.1%	0.3%	0.5%



Household Income (3-Mile)



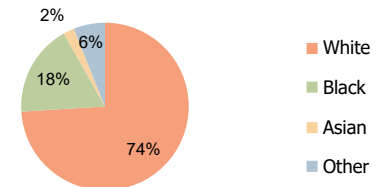
Education (3-Mile)



Daytime Population (3-Mile)

Hispanic Ethnicity

16% Hispanic | 84% Non Hispanic



Race (3-Mile)

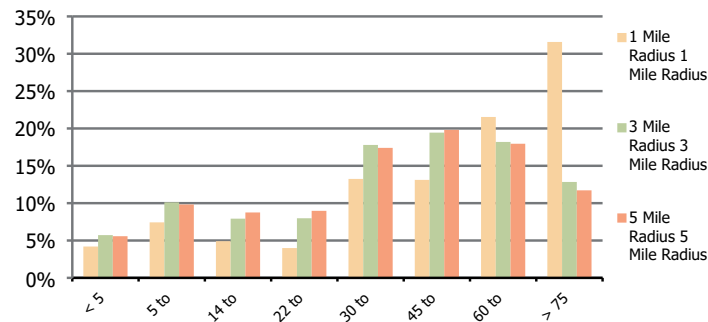
Century Plaza Shopping Center
Deerfield Beach, FL

1 Mile Radius

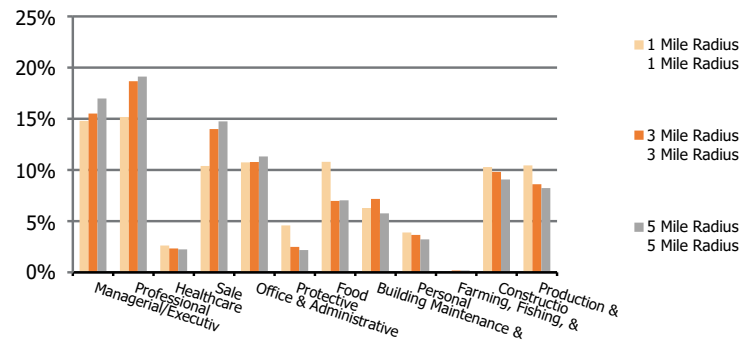
3 Mile Radius

5 Mile Radius

Population by Age Range



Occupation



Population	Current Estimated Population	12,675	134,388	300,457
	2010 Census Population	11,743	124,572	273,868
	2000 Census Population	13,848	122,885	261,260
	Historical Annual Growth 2000 to 2010	-1.6%	0.1%	0.5%
	Estimated Annual Growth 2010 to 2020	0.7%	0.7%	0.9%
	Projected Annual Growth 2020 to 2025	0.1%	0.3%	0.5%
Ethnic	Hispanic or Latino Population	13%	16%	17%
	Non Hispanic or Latino Population	87%	84%	83%
Race	White	80.5%	74.0%	75.1%
	Black or African American	13.7%	17.8%	16.1%
	Asian & Pacific Islander	1.0%	2.1%	2.5%
	Other Races	4.8%	6.1%	6.3%