

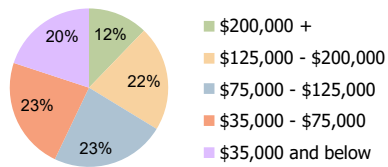
Stewart Plaza Garden City, NY	1 Mile Radius	3 Mile Radius	5 Mile Radius
----------------------------------	---------------	---------------	---------------

Current Year Demographics

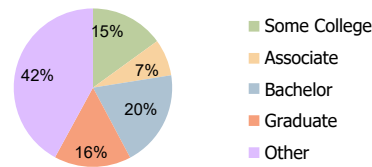
Current Population	12,322	195,156	516,180
Total Daytime Pop	56,975	284,200	573,419
Workplace Pop	31,915	152,983	272,068
Average Household Income	\$152,039	\$119,317	\$132,100
Average Disposable Income	\$105,989	\$86,389	\$95,883
Total Households	3,344	60,417	162,632
Median Home Value	\$885,257	\$591,723	\$616,114
College (4+)	52.1%	35.5%	40.0%
Total Consumer Spending/Capita (Weekly)	\$532	\$508	\$525
Population per Household	2.13	2.01	2.47
% of Households with Children	28.2%	31.9%	32.8%

2024 Demographic Projections

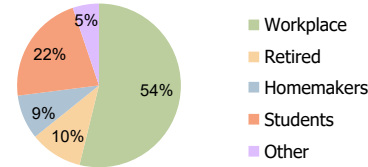
Projected Population	12,374	196,179	514,497
Projected 5 Year Annual Growth Rate (Pop)	0.1%	0.1%	-0.1%



Household Income (3 Mile Radius)



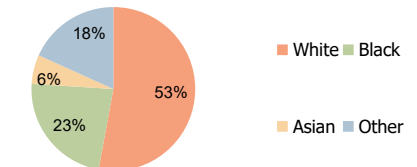
Education (3 Mile Radius)



Daytime Population (3 Mile Radius)

Hispanic Ethnicity

28% Hispanic | 72% Non Hispanic



Race (3 Mile Radius)



Demographic Summary Report

2000, 2010 Census, 2019 Estimates & 2024 Projections
 Calculated using TAS Retrieval

Stewart Plaza Garden City, NY		1 Mile Radius	3 Mile Radius	5 Mile Radius
Population	Current Estimated Population	12,322	195,156	516,180
	2010 Census Population	12,057	189,840	509,056
	2000 Census Population	7,529	184,202	499,986
	Historical Annual Growth 2000 to 2010	4.8%	0.3%	0.2%
	Estimated Annual Growth 2010 to 2019	0.2%	0.3%	0.1%
	Projected Annual Growth 2019 to 2024	0.1%	0.1%	-0.1%
Ethnic	Hispanic or Latino Population	12%	28%	20%
	Non Hispanic or Latino Population	88%	72%	80%
Race	White	70.5%	52.9%	60.9%
	Black or African American	17.3%	23.1%	16.9%
	Asian & Pacific Islander	4.1%	5.7%	9.8%
	Other Races	8.1%	18.3%	12.5%

