

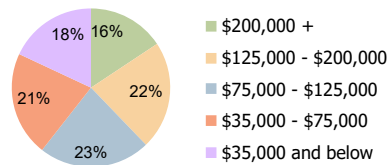
Parkway Plaza - Carle Place Carle Place, NY	1 Mile Radius	3 Mile Radius	5 Mile Radius
--	---------------	---------------	---------------

Current Year Demographics

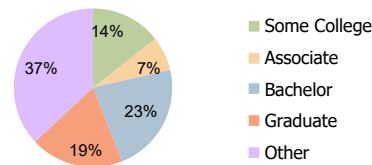
Current Population	17,996	160,350	451,157
Total Daytime Pop	32,479	254,338	573,541
Workplace Pop	19,290	141,129	295,072
Average Household Income	\$134,706	\$134,144	\$136,428
Average Disposable Income	\$95,308	\$93,305	\$96,395
Total Households	6,407	51,411	142,695
Median Home Value	\$710,470	\$700,663	\$644,387
College (4+)	45.9%	41.6%	41.2%
Total Consumer Spending/Capita (Weekly)	\$530	\$519	\$526
Population per Household	2.13	2.01	2.47
% of Households with Children	29.0%	31.8%	32.3%

2024 Demographic Projections

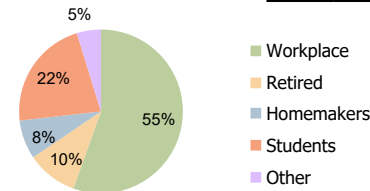
Projected Population	18,101	161,217	449,997
Projected 5 Year Annual Growth Rate (Pop)	0.1%	0.1%	-0.1%



Household Income (3 Mile Radius)



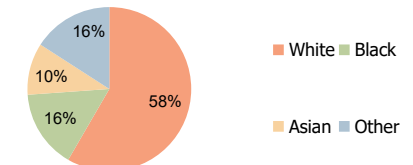
Education (3 Mile Radius)



Daytime Population (3 Mile Radius)

Hispanic Ethnicity

24% Hispanic | 76% Non Hispanic



Race (3 Mile Radius)

Parkway Plaza - Carle Place Carle Place, NY		1 Mile Radius	3 Mile Radius	5 Mile Radius
Population	Current Estimated Population	17,996	160,350	451,157
	2010 Census Population	17,826	156,026	444,957
	2000 Census Population	16,568	152,766	434,431
	Historical Annual Growth 2000 to 2010	0.7%	0.2%	0.2%
	Estimated Annual Growth 2010 to 2019	0.1%	0.3%	0.1%
	Projected Annual Growth 2019 to 2024	0.1%	0.1%	-0.1%
Ethnic	Hispanic or Latino Population	11%	24%	19%
	Non Hispanic or Latino Population	89%	76%	81%
Race	White	83.4%	58.4%	60.6%
	Black or African American	2.9%	15.5%	15.2%
	Asian & Pacific Islander	8.0%	10.2%	11.8%
	Other Races	5.7%	15.9%	12.4%

