

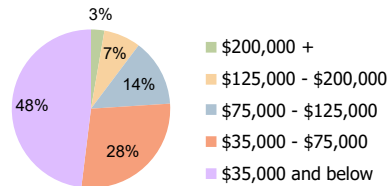
Central Station College Station, TX	1 Mile Radius	3 Mile Radius	5 Mile Radius
--	---------------	---------------	---------------

Current Year Demographics

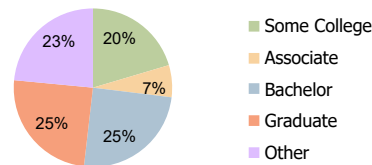
Current Population	20,347	97,604	162,386
Total Daytime Pop	22,808	144,546	204,175
Workplace Pop	7,411	50,156	69,624
Average Household Income	\$49,818	\$58,593	\$65,277
Average Disposable Income	\$41,205	\$47,662	\$53,692
Total Households	8,115	38,250	62,549
Median Home Value	\$205,999	\$221,351	\$218,301
College (4+)	47.0%	49.6%	45.3%
Total Consumer Spending/Capita (Weekly)	\$253	\$270	\$282
Population per Household	2.13	2.01	2.47
% of Households with Children	17.2%	19.2%	24.6%

2024 Demographic Projections

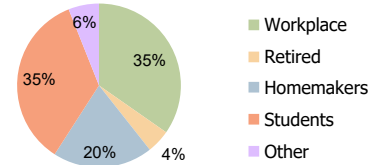
Projected Population	20,827	103,030	176,260
Projected 5 Year Annual Growth Rate (Pop)	0.5%	1.1%	1.7%



Household Income (3 Mile Radius)



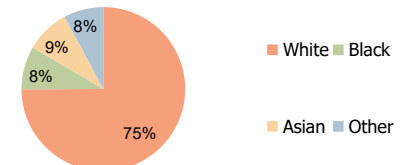
Education (3 Mile Radius)



Daytime Population (3 Mile Radius)

Hispanic Ethnicity

17% Hispanic | 83% Non Hispanic



Race (3 Mile Radius)

Central Station College Station, TX		1 Mile Radius	3 Mile Radius	5 Mile Radius
Population	Current Estimated Population	20,347	97,604	162,386
	2010 Census Population	19,822	90,273	142,318
	2000 Census Population	17,866	77,111	114,188
	Historical Annual Growth 2000 to 2010	1.0%	1.6%	2.2%
	Estimated Annual Growth 2010 to 2019	0.3%	0.8%	1.4%
	Projected Annual Growth 2019 to 2024	0.5%	1.1%	1.7%
Ethnic	Hispanic or Latino Population	18%	17%	21%
	Non Hispanic or Latino Population	82%	83%	79%
Race	White	74.4%	74.9%	75.5%
	Black or African American	6.6%	8.5%	9.0%
	Asian & Pacific Islander	10.6%	8.7%	6.7%
	Other Races	8.3%	7.8%	8.7%

